

2011 Medical Communications Manager Survey Final

Results Overview






Date: 12/19/2011 9:02 AM PST

Responses: Completes

Filter: No filter applied





* Required Fields

2. Choose one:

Medical Communications Manager (supervisory and/or budget control for Medical Communications)		42	30%
Non-Manager in a Medical Communications department – Medical Writer, Instructional Designer, Trainer, Subject Matter Expert, Regulatory Specialist, Statistician, CME, etc.		54	38%
Other – Executive Manager, Consultant, Vendor, etc. (no day-to-day management responsibility in a Medical communications department)		46	32%
Total		142	100%









Medical Communications Manager

3. What best describes your role/title as a manager?





Medical Communications Manager/Director		24	59%
Medical Communications Supervisor		1	2%
Lead Medical Writer		4	10%
Regulatory Manager		1	2%

Product or Project Manager		1	2%
Marketing/Communications Manager		2	5%
Engineering Manager		0	0%
Operations Manager		1	2%
Other, please specify		7	17%
Total		41	100%





4. How many employees are in your company?



Less than 50		18	43%
51-200		8	19%
201-500		2	5%
501-1,000		2	5%
1,001-5,000		5	12%
5,001-10,000		2	5%
10,001-20,000		2	5%
20,001 or more		3	7%
Total		42	100%

5. In what country or continent do you live?




United States		37	88%
Canada		0	0%
Australia		1	2%
Europe		3	7%
Asia		0	0%
South America		0	0%
Middle East		1	2%
Africa		0	0%
Other		0	0%
Total		42	100%

6. How many people do you supervise?

Just myself		8	19%
1-3		15	36%
4-8		11	26%
9-15		2	5%

16-25		2	5%
26+		4	10%
Total		42	100%

7. What sort of staff does your department use?

Regular W-2 employees only		8	19%
Contractors only		7	17%
Both regular W-2 employees and contractors		27	64%
Total		42	100%

8. Are you using social networking sites to enhance business related activities and/or relationships? If so, which ones?







Top number is the count of respondents selecting the option. Bottom % is percent of the total respondents selecting the option.	Often	Sometimes	Never
LinkedIn	15 37%	16 39%	10 24%
Twitter	6 15%	5 13%	28 72%
Facebook	5 13%	13 33%	21 54%
Yammer	0 0%	2 6%	33 94%
SharePoint	3 9%	5 15%	26 76%
Plaxo	1 3%	4 11%	30 86%
Other	3 9%	4 12%	25 78%

9. What is your annual income? (Optional)

















Less than 60k		1	3%
60-70k		3	9%
70-80k		1	3%
80-90k		4	12%
90-100k		2	6%
100-110k		2	6%
110-120k		5	15%
120-130k		1	3%




More than 130k		14	42%
Total		33	100%

10. Did you receive a raise in your base salary this year?







Pay increase of 1-9%		20	49%
Pay increase of 10% or more		4	10%
Pay remained the same		8	20%
Pay decrease		2	5%
Pay decrease with reduced hours		1	2%
Not applicable		6	15%
Total		41	100%

11. What benefits and perks do you receive? (Choose all that apply)





Bonus		26	65%
Employee retirement program (e.g. pension, 401k etc.)		31	78%
Life Insurance		25	62%
Long term disability		22	55%
Short term disability		21	52%
Auto or auto allowance		2	5%
Sick pay		30	75%
Paid vacation		37	92%
Stock options		9	22%
Health Insurance		34	85%
Dental Insurance		26	65%
Vision Insurance		19	48%
Health Club allowance or in-house gym		12	30%
Club membership (golf or other)		0	0%
Flexible spending account		26	65%
Daycare		3	8%
Educational assistance		14	35%

Flexible hours		27	68%
Telecommute opportunities		24	60%
Paid time off for volunteer/community service		11	28%
Other		0	0%

12. How many weeks of paid time off (PTO/vacation) do you get per year? (Not including holidays)

2 weeks		3	7%
3 weeks		13	31%
4 weeks		12	29%
5 weeks		5	12%
6 weeks		3	7%
7+ weeks		0	0%
Not applicable		6	14%
Total		42	100%


13. How do you feel your compensation compares to the industry standard for your role?





Top notch		3	7%
Above average		13	31%
Average		19	45%
Below average		7	17%
Barely worth cashing the check		0	0%
Total		42	100%

14. How many years' experience do you have as a manager?









Less than one		3	7%
1-4 years		10	24%
5-9 years		14	33%
10-15 years		3	7%
15+ years		12	29%
Total		42	100%

15. I am optimistic about my career in terms of advancement opportunities, job stability, income growth, etc.

Strongly agree		6	14%
----------------	---	---	-----

Agree		20	48%
Neither agree nor disagree		9	21%
Disagree		5	12%
Strongly disagree		2	5%
Not applicable		0	0%
Total		42	100%

16. How do you see your career in 5 years?

Probably in the same role with no significant change		9	21%
Expect a promotion and/or more responsibility still involving medical writing		19	45%
Expect a promotion and/or more responsibility not involving medical writing		3	7%
Expect to move out of the medical writing field altogether		1	2%
Expect to move into a reduced role (e.g. medical writer without management responsibility)		2	5%
Hope to retire		4	10%
Not sure		2	5%
Other		2	5%
Total		42	100%






17. How has the number of writers in your department changed over the past 12 months and how do you expect it to change over the next 12 months?

Top number is the count of respondents selecting the option. Bottom % is percent of the total respondents selecting the option.	Increase	No change	Decrease	Unknown
	Past 12 months	15 36%	22 52%	3 7%
Next 12 months	17 40%	19 45%	2 5%	4 10%

18. When hiring a writer what skills/qualities are most important? (Rank in order of importance.)

Top number is the count of respondents selecting the option. Bottom % is percent of the total respondents selecting the option.	Very Important	Important	Neutral	Unimportant	N/A
Writing ability	33 79%	7 17%	0 0%	0 0%	2 5%
Software knowledge	5 12%	20 48%	10 24%	4 10%	3 7%
Subject matter expertise	10 24%	22 52%	6 14%	2 5%	2 5%
Industry knowledge	6 14%	22 52%	10 24%	2 5%	2 5%
Attitude/personality	30 71%	6 14%	4 10%	0 0%	2 5%
Writing experience	18 44%	18 44%	3 7%	0 0%	2 5%
College degree	25 60%	9 21%	5 12%	1 2%	2 5%
Certifications	4 10%	9 22%	16 39%	10 24%	2 5%
Affordability	4 10%	19 45%	14 33%	3 7%	2 5%
Other	2 8%	1 4%	6 24%	1 4%	15 60%

19. As a manager how much time do you spend writing vs. other responsibilities such as editing, hiring, supervising, budgeting, and administrative work?

None		5	12%
10-25%		22	52%
25-50%		6	14%
50-75%		7	17%
75-95%		2	5%
Total		42	100%

20. Please rate the following management challenges





Top number is the count of respondents selecting the option. Bottom % is percent of the total respondents selecting the option.	Very Challenging	Challenging	Neutral	Not Challenging	N/A
Recruiting good employees	15 36%	20 48%	4 10%	1 2%	2 5%
Retaining good employees	4 10%	17 40%	12 29%	6 14%	3 7%

Balancing workload and resources	22 52%	15 36%	3 7%	1 2%	1 2%
Ensuring projects are completed on time and within budget	8 20%	24 59%	7 17%	2 5%	0 0%
Politics and personnel issues	7 17%	12 29%	16 39%	5 12%	1 2%
Promoting your team's value	9 21%	12 29%	13 31%	7 17%	1 2%
Dealing with changes in direction/leadership	10 24%	12 29%	10 24%	6 14%	4 10%
Difficult SMEs/SMEs unavailable	3 8%	7 18%	13 32%	2 5%	15 38%
Staff morale	3 7%	11 26%	15 36%	10 24%	3 7%
Securing adequate budgets to meet company needs	7 17%	12 29%	17 40%	3 7%	3 7%
Other	0 0%	2 8%	3 12%	0 0%	19 79%




22. How has your budget changed over the past 12 months and how do you expect it to change over the next 12 months?


Top number is the count of respondents selecting the option. Bottom % is percent of the total respondents selecting the option.	Increase	No change	Decrease	Unknown
Past 12 months	11 27%	21 51%	6 15%	3 7%
Next 12 months	13 32%	17 41%	8 20%	3 7%

23. Do you telecommute?








Never		5	12%
Occasionally		25	61%
Frequently		2	5%
Always		9	22%
Total		41	100%

24. Does your staff telecommute?





Never		5	12%
Occasionally		25	62%
Frequently		5	12%

Always		5	12%
		Total	40
			100%








25. What kind of management training do you receive from your current company? (List all that apply.)

Training from immediate supervisor		11	26%
Formal on-site training sessions		10	24%
Formal off-site training seminars		17	40%
Books and tapes		6	14%
Online courses (PC or Web-based)		12	29%
Other		4	10%
No management training		13	31%

26. What is your outlook on the economy?







In decline and will be for some time		6	14%
Flat with no real growth or decline		19	45%
Moderate growth over next 12+ months		15	36%
Strong growth over next 12+ months		0	0%
Unknown		2	5%
		Total	42
			100%

27. What deliverables does your department produce? (Select all that apply.)






Clinical trial reports		15	36%
Journal articles		31	74%
Regulatory documents		12	29%
Patient-facing materials		17	40%
Educational materials		28	67%
Abstracts and posters		21	50%
Other, please specify		13	31%

Non-Manager

30. What best describes your current role?

Medical Writer		37	69%
Marketing Writer		0	0%
Editor		9	17%
Regulatory Specialist		3	6%
Graphic/Web Designer/Desktop publishing		0	0%
Project Manager		2	4%
Product Manager		0	0%
Instructional Designer		0	0%
Quality Assurance		0	0%
Medical Review		0	0%
Statistics		0	0%
Administration/Production		1	2%
Other, please specify		2	4%
Total		54	100%

31. What is your employment status?

Direct full-time employee		35	65%
Direct part-time employee		2	4%
Full-time contractor		7	13%
Part-time contractor		9	17%
Not currently working		1	2%
Not applicable		0	0%
Total		54	100%

32. In what country or continent do you live?

United States		52	96%
Canada		1	2%
Australia		0	0%
Europe		0	0%

Asia		0	0%
South America		0	0%
Middle East		1	2%
Africa		0	0%
Other		0	0%
Total		54	100%

33. How has your budget changed over the past 12 months and how do you expect it to change over the next 12 months?

Top number is the count of respondents selecting the option. Bottom % is percent of the total respondents selecting the option.	Increase	No change	Decrease	Unknown
Past 12 months	12 22%	13 24%	23 43%	6 11%
Next 12 months	10 20%	18 35%	10 20%	13 25%

34. Are you using social-networking sites to enhance business related activities and/or relationships? If so, which ones?





Top number is the count of respondents selecting the option. Bottom % is percent of the total respondents selecting the option.	Often	Sometimes	Never
LinkedIn	15 28%	24 44%	15 28%
Twitter	5 10%	6 12%	39 78%
Facebook	6 12%	17 35%	26 53%
Yammer	0 0%	2 4%	44 96%
SharePoint	3 7%	7 15%	36 78%
Plaxo	0 0%	2 4%	44 96%
Other	0 0%	6 13%	40 87%

35. How has the number of writers in your department changed over the past 12 months and how do you expect it to change over the next 12 months?

Top number is the count of respondents selecting the option. Bottom % is percent of the total respondents selecting the option.	Increase	No change	Decrease	Unknown
Past 12 months	16 30%	26 48%	8 15%	4 7%







Next 12 months	14 26%	26 48%	6 11%	8 15%
----------------	-----------	-----------	----------	----------

36. What is your outlook on the economy?




In decline and will be for some time		17	31%
Flat with no real change over the next 12 months		23	43%
Moderate growth over next 12+ months		12	22%
Strong growth over next 12+ months		0	0%
Unknown		2	4%
Total		54	100%




Other

37. What best describes your current role?




Consultant		20	43%
Engineering Manager		0	0%
Sr. Executive		7	15%
HR Manager		0	0%
Industry vendor		3	7%
Marketing Manager		0	0%
Project Manager		0	0%
Product Manager		1	2%
Quality Assurance		0	0%
Research		3	7%
Regulatory		0	0%
Other, please specify		12	26%
Total		46	100%

38. What is your employment status?

Direct full-time employee		12	26%
Direct part-time employee		2	4%
Full-time contractor		16	35%

Part-time contractor		10	22%
Not currently working		4	9%
Not applicable		2	4%
Total		46	100%

39. In what country or continent do you live?


United States		41	91%
Canada		2	4%
Australia		0	0%
Europe		2	4%
Asia		0	0%
South America		0	0%
Middle East		0	0%
Africa		0	0%
Other		0	0%
Total		45	100%

40. Are you using social-networking sites to enhance business related activities and/or relationships? If so, which ones?

Top number is the count of respondents selecting the option. Bottom % is percent of the total respondents selecting the option.	Often	Sometimes	Never
LinkedIn	15 33%	23 51%	7 16%
Twitter	3 7%	6 13%	36 80%
Facebook	2 5%	14 32%	28 64%
Yammer	0 0%	0 0%	44 100%
SharePoint	3 7%	2 5%	39 89%
Plaxo	0 0%	2 5%	41 95%
Other	5 12%	7 17%	30 71%

41. What is your outlook on the economy?

In decline and will be for some time		13	28%
--------------------------------------	---	----	-----

Flat with no change over the next 12 months		17	37%
Moderate growth over next 12+ months		13	28%
Strong growth over next 12+ months		0	0%
Unknown		3	7%
Total		46	100%

[Products & Services](#) | [About Us](#) | [Support/Help](#)

© 2011 Copyright MarketTools Inc. All Rights Reserved. | [Privacy Policy](#) | [Terms Of Use](#)